



SUBMITTAL DATA SHEET

Multi Zone Heat Pump

Location: _____
 Engineer: _____
 Submitted to: _____
 Submitted by: _____
 Reference: _____

Approval: _____
 Date: _____
 Construction: _____
 Unit #: _____
 Drawing #: _____

Set Model	
Indoor unit model	Non-Ducted
Outdoor unit model	CCOXHAMZ436HP
Certified	
AHRI	
UL	
	



SYSTEM PERFORMANCE DATA

Power supply		
Normal Operational Voltage	(V, Ph, Hz)	208/230V,1Ph, 60Hz
Voltage Range	(V)	187-253
Electrical		
Minimum circuit ampacity	(A)	40.0
Max.fuse	(A)	60.0
Connection wiring		14AWG*4 Stranded, unshielded
Cooling		
Capacity	(Btu/h)	36000(17900~42000)
Power Input	(W)	2650(740~4030)
Current	(A)	11.8(4.2~17.6)
SEER2	(Btu/W)	22.2
EER2	(Btu/W)	13.6
Heating		
Capacity	(Btu/h)	37000(12500~51000)
Power Input	(W)	2780(770~5230)
Current	(A)	12.0(4.4~22.8)
HSPF2-4	(Btu/W)	10.3
HSPF2-5	(Btu/W)	8.3
COP	W/W	3.90
Heat at 17F(H32)	(Btu/h)	33000
Heat at 5F(H42)	(Btu/h)	36000
COP at 5F(H42)	W/W	1.90

REFRIGERANT PIPE DATA

Design pressure	(PSIG)	550/340
Refrigerant Type		R410A
Refrigerant charge	oz	162.0
Refrigerant precharge	(ft)	25x4
Additional charge for each ft 1/4" liquid pipe	(oz/ft)	0.16
Additional charge for each ft 3/8" liquid pipe	(oz/ft)	0.32
Liquid side	(inch)	4x1/4"
Gas side	(inch)	2x3/8"+2x1/2"
Max. length for all rooms	(ft)	262.5
Max. length for one indoor unit	(ft)	114.8
Max. height difference between indoor and outdoor unit	(ft)	49.2
Max. height difference between indoor units	(ft)	33.0

OPERATING RANGE

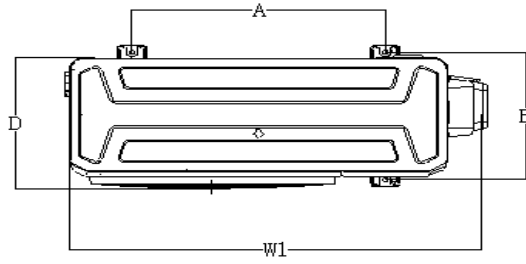
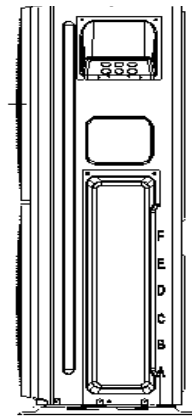
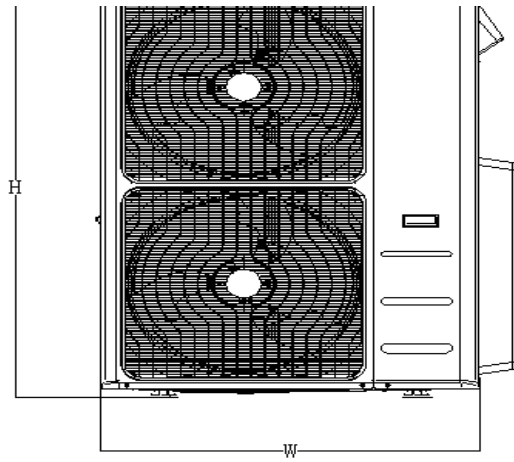
Outdoor(cooling)	(Deg. °F)	5~122
Outdoor(heating)	(Deg. °F)	-22~75

OUTDOOR UNIT DATA

Compressor		
Type		ROTARY
Model		ATQ360D1UMU
Brand		GMCC
Capacity	(Btu/h)	38214
Input	(W)	3040
Rated current (RLA)	(A)	24
Refrigerant oil/oil charge	(ml)	VG74/1400
Outdoor fan motor		
Model		ZKFN-85-8-22-5
Qty		2
Input	(W)	126.00
Output	(W)	85.00
RLA	(A)	2.50
Speed	(r/min)	900/850/800/750
Air flow & Noise level		
Outdoor air flow (Max.)	(CFM)	4500.00
Outdoor noise level	[dB(A)]	63.00
Outdoor unit		
Dimension (W×D×H)	(inch)	37.48x16.34x52.48
Packing (W×D×H)	(inch)	43.11x19.49x58.27
Net/ Gross weight	(lbs.)	223.11/253.97

Outdoor unit dimension





Unit	W	D	H	W1	A	B
mm	952	415	1333	1060	634	404
inch	37.5	16.3	52.5	41.7	25.0	15.9